

VirtualReScan 4.5

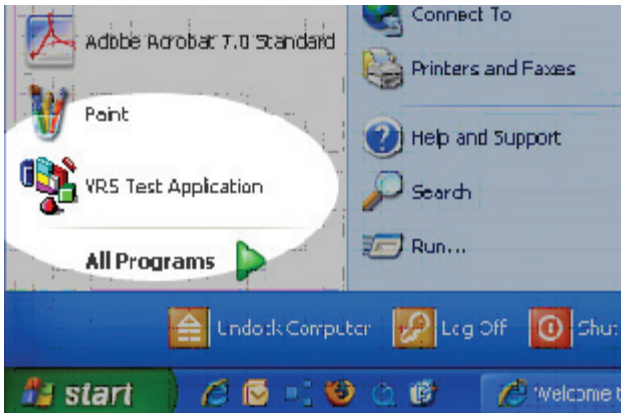
What's New

1. Desktop Productivity feature removed

The Desktop Productivity feature first introduced in VRS 4.2 has been removed from VRS 4.5. Desktop Productivity's capabilities have been enhanced and spun off into a new product named Kofax Desktop.

Current VRS 4.2 Professional customers who upgrade to VRS 4.5 Professional will have Desktop Productivity removed from their system. There is no way to restore Desktop Productivity after upgrading to VRS 4.5 Professional. The only alternative is to purchase a copy of Kofax Desktop, which includes all of Desktop Productivity's capabilities and adds many more, to use with VRS 4.5 Professional.

2. VCDemo name change



VCDemo has been renamed "VRS Test Application." No changes were made to the program's features or functions. Customers who call Kofax tech support for assistance with VRS may be asked to run VRS Test Application to help diagnose the source of their problem.

3. TWAIN 2.0 compatibility improved



Although VRS 4.5 Professional can claim enhanced compatibility with the TWAIN 2.0 specification it is not yet fully compliant, as it still lacks some requirements such as native 64-bit support.

4. Numerous Image Processing Enhancements

Crop and Deskew

Better performance with non-square documents and those with ragged edges.

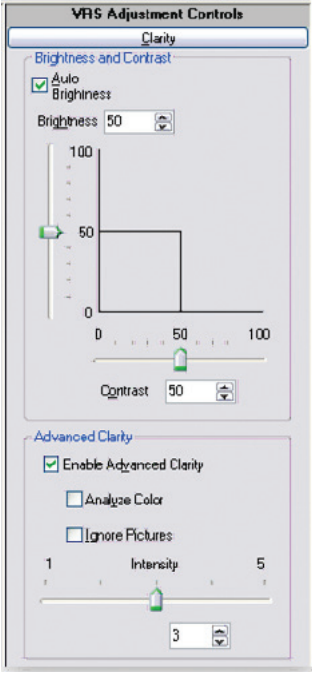
Edge Cleanup

Now works in all color modes (previously B&W only) .

Automatic Color Detection

Accuracy improved; fewer "false positives."

5. Updated Advanced Clarity User Interface



The new default Intensity setting is 3 (previously 2).

New, user selectable options:

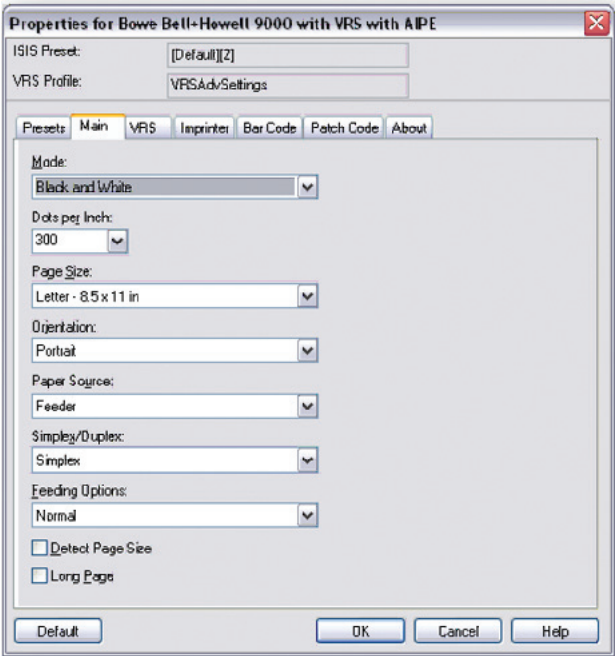
Analyze Color

Scans in color to produce better B&W output. Slight speed decrease is the trade-off for better document image legibility.

Ignore Pictures

Excluding pictures from Advanced Clarity's analysis and corrections provides better results for the remaining portion of the page.

6. Updated ISIS User Interface



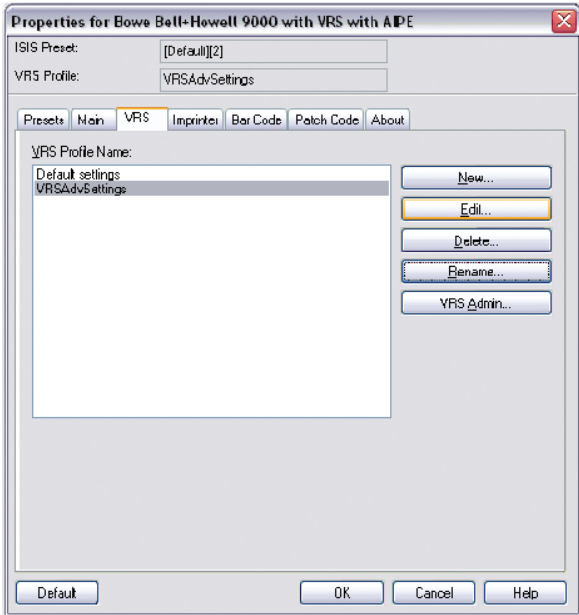
ISIS presets now associated with VRS profile

- Load the preset, get all VRS settings
- When creating a new ISIS preset, it's associated with a VRS profile

Other changes include:

- Tabbed dialogs
- Example imprinter text display
- Manual and Panel Feed options
- New ISIS applications features:
 - 500 dpi (for scanners which offer the capability)
 - Specify patch code sheet as job separator
 - Long document scanning (hardware VRS scanners only)
- Imprinter settings synchronized between ISIS and Driver Settings user interfaces

7. New Profile Editor



Use Edit button to launch user interface that is almost identical to VRS interactive viewer. From there you can perform these actions on VRS Profiles before saving them:

- Create
- Update
- Rename
- Delete

8. VRS Profile Unity

Profiles now combine standard VRS and Advanced Settings

- Same for ISIS, TWAIN and hardware VRS scanners
- Allows different scanners to use common profiles
- Advanced Settings are saved only if saved to a profile
- VRS Profiles can store scanner specific settings such as double feed detection, color drop out, hopper height, etc. (if the scanner supports these capabilities).